LANDTECH

LANDSCAPING FOR THE FUTURE

4 STAGE PROCESS

Your landscape management program is broken down into 4 crucial stages.
It is key to our success to work together through these steps as a team.

1. IMPROVE
maintenance techniques by utilizing knowledge and experience to maximize aesthetics while minimizing your resources

2. REDUCE
spending by analyzing and modifying the current landscape budget to best accommodate your individual goals and priorities

3. PLAN
and invest for your future by completing improvement projects that will increase your property value

4. HELP
you sustain the process with discipline by repeating steps 1-3 with the goal to always continue to learn, improve and evolve.

480-249-3555 info@LandTechNetwork.com

4 STAGE PROCESS

STAGE 1

Improve Maintenance Techniques

- Irrigation
  - Sprinkler Coverage
  - Clock Programming
  - Minor adjustments
  - Seasonal Adjustments
  - Precipitation Rates
- Grass
  - Weed control programs
  - Seasonal nutrient applications
  - Aerate and dethatch
  - Mowing
- Plants
  - Treat each species differently
  - Seasonal cutbacks
  - Natural pruning to promote flowers
- Trees
  - Complete Trimming Plan
  - Correct tree stakes
- Rock
  - Blow, rake and evenly disperse existing material

STAGE 2

Reduce Spending

- Irrigation
  - Complete irrigation inspection
- Grass
  - Turf conversions causing damage or waste
- Plants
  - Selective removal
- Trees
  - Remove dangerous & unsightly trees
- Rock
  - Erosion and drainage projects
  - Trip hazards

STAGE 3

Plan and Invest

- Irrigation
  - Phased system replacement
  - Upgrade controllers
  - Re-engineering and upgrading
- Grass
  - Turf conversions for aesthetics
  - Turf additions
- Plants
  - Replacements
  - Installs
- Trees
  - Selective removal and replacement plans
- Rock
  - Replenishment plans

480-249-3555 info@LandTechNetwork.com

IRRIGATION MANAGEMENT

When we start as your landscape manager, we will perform an in-depth irrigation inspection. This will help all of us understand the current condition of your irrigation system, components, and its ability to efficiently meet the watering needs of all plants and trees on your property

Based on the information gathered from our inspection, we put together a comprehensive list of recommendations to ensure your system operates as efficiently as possible. These solutions are designed to keep your landscape healthy while reducing wasteful spending.

- List of Recommendations
- Pictures & Locations
- Project Estimate
- Return on Investment
- Upgrades to Technology
- Redesigns & Retrofits
- Future Management Tools

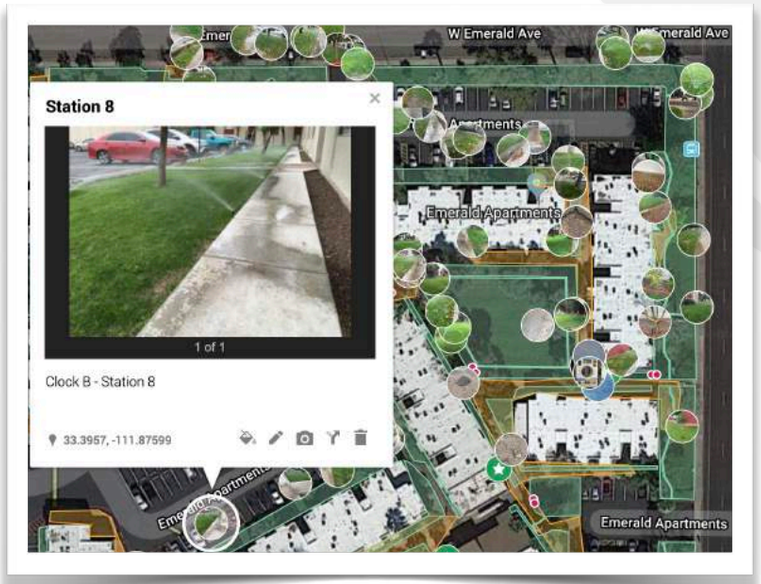

480-249-3555

PROBLEM

Water is the largest expense for every landscape

SOLUTION

A complimentary irrigation inspection and recommendation to reduce water usage

RESULT

Execute the recommendations through a collaborative plan to reduce water and save money

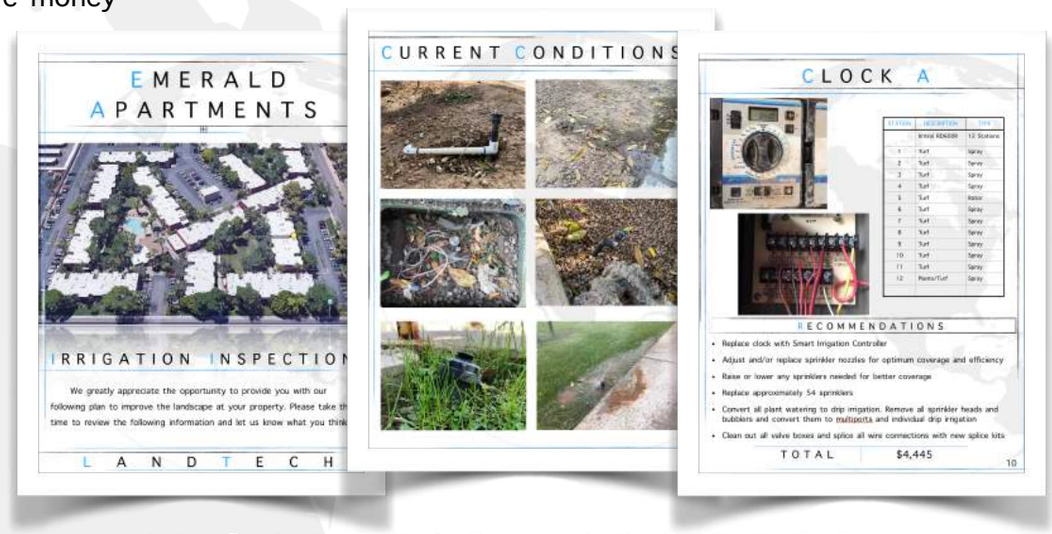

INSPECTION PROCESS

MAINLINES

- Meters
- Backflows

CLOCKS

- Age & Condition
- Display & Operation
- Electrical Outputs
- Programming
- Manual and Automatic Operation

VALVES

- Boxes/Enclosures
- Flow Control & Diaphragm
- Solenoid/Wiring Connections
- Manual and Automatic Operation

GRASS

- Sprinkler & Nozzle Size
- Coverage & Distribution
- Leaks & Function
- Precipitation Rates
- Overspray
- Leaks
- Water Waste
- Age & Condition

PLANTS & TREES

- Application Rate
- Leaks
- Emitter Size & Location
- Efficiency
- Coverage

info@LandTechNetwork.com

IRRIGATION - STAGE 1

IMPROVE maintenance techniques by utilizing knowledge and experience to maximize aesthetics while minimizing your resources

Ensure there is proper programming and sprinkler coverage in grass areas.

IRRIGATION - STAGE 2

REDUCE spending by analyzing & modifying the current landscape budget to best accommodate your individual goals & priorities

After inspecting your property,
we recommend performing a complete detailed irrigation assessment when/if we start as your landscape manager.



IRRIGATION - STAGE 2

REDUCE spending by analyzing & modifying the current landscape budget to best accommodate your individual goals & priorities





After inspecting your property,
we recommend performing a complete detailed irrigation assessment when/if we start as your landscape manager.

IRRIGATION - STAGE 3

PLAN and invest for your future by completing improvement projects that will increase your property value

Upgrade controllers to ensure proper watering while reducing waste and expense.

IRRIGATION - STAGE 3

PLAN and invest for your future by completing improvement projects that will increase your property value

Build phased replacement or re-engineering of old, damaged, or outdated irrigation system to more efficiently support the needs of the landscape.

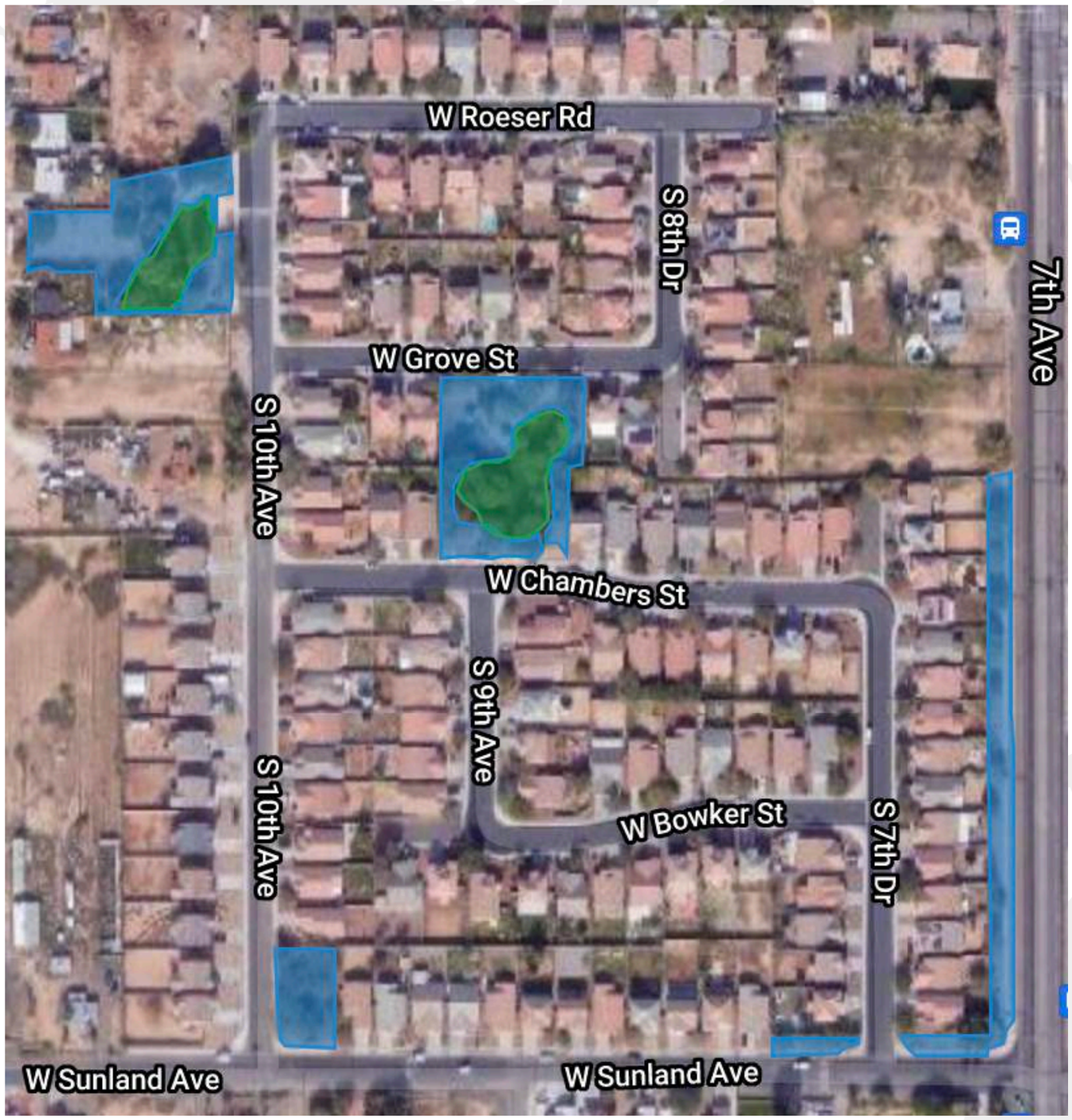

GREEN GRASS

Grass is one of the most important parts of any landscape.
Our intense grass management program will produce results.

ALL INCLUSIVE PROGRAM

Grass requires proper irrigation, soil, nutrients and sunlight to grow healthy and green.
We've built a program to include all of these.

- Soil Tests
- Nitrogen
- Phosphorous
- Potassium
- Soil Amendments
- Wetting Agents
- Iron
- Acid/PH/Salt Treatments
- Weed Control
- Insecticide
- Fungicide
- Aeration
- De-thatching
- Scalping
- Over-seeding
- Set Mow Heights

GRASS - STAGE 1

IMPROVE maintenance techniques by utilizing knowledge and experience to maximize aesthetics while minimizing your resources

All-Inclusive turf care program with proper mowing techniques,
seasonal nutrient applications, aeration and dethatching, proper and weed control programs

PLANT MANAGEMENT

An important part of managing your landscape assets is monitoring plant inventories. Over time, loss and maturity is to be expected. Understanding and budgeting for a reasonable amount of plant replacement is key to improving your property and staying up to date with modern plant pallets and design standards.

COLOR

HEALTH

PROPERTY VALUE

DIVERSITY

AESTHETICS

A landscape containing attractive plants increases property value and aesthetic appeal.

480-249-3555 info@LandTechNetwork.com

PLANTS - STAGE 1

IMPROVE maintenance techniques by utilizing knowledge and experience to maximize aesthetics while minimizing your resources

Treat each species differently based on their specific needs at all times of the year. Performing the proper maintenance at the right time of year based on species showcases the intended variety and diversity of the landscape as a whole.

PLANTS - STAGE 1

IMPROVE maintenance techniques by utilizing knowledge and experience to maximize aesthetics while minimizing your resources

Perform seasonal cutbacks to ensure a healthy growing season for plants. Seasonal cutbacks also increase the sustainability of the plants by reducing their water requirements and regulating the size of the plant for the space they are in.

PLANTS - STAGE 3

PLAN and invest for your future by completing improvement projects that will increase your property value

Build plant replacement plan for bare areas where plants have been lost or removed.

PLANTS - STAGE 3

PLAN and invest for your future by completing improvement projects that will increase your property value

Upgrade monuments, entrances, and signage to improve aesthetics and curb appeal.

TREE MANAGEMENT

We create a personalized tree management program designed for each property's individual needs.

Outside of the included tree trimming plan, we proactively inspect your trees and propose any additional services necessary (removals, replacements, installs, etc.) to keep your trees healthy and your property looking it's best!

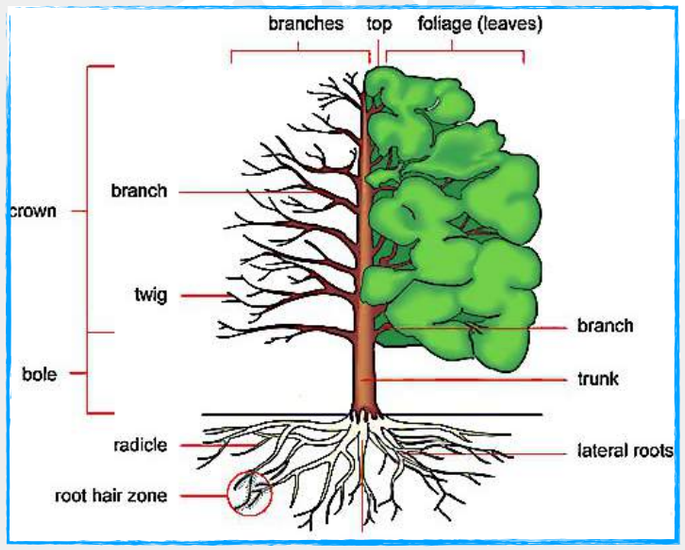

ALL INCLUSIVE PROGRAM

We focus on the safety and longevity of your assets through proper pruning, nutrition, and preventative treatments.

- Remove diseased, dead, and damaged branches
- Perform thinning, reduce size, weight, liability
- Improve stability, structure and sustainability
- Aesthetic appeal, ground clearance, visibility
- Sustain natural shape and landscape design
- Allow light to filter through to interior branches
- Avoid breakage/unforeseen emergency corrections
- Competing limbs, crossed or rubbing branches

TREE INVENTORY: Sample Property

TREE ID	SPECIES	SIZE	TRIMMING DETAIL	FERTILIZATION
1001	Palo Brea	L	Seasonal trim, keep elevated above parking and walkways	Bi-annually
1002	Palo Brea	M	Seasonal trim, keep elevated above parking and walkways	Bi-annually
1003	Palo Brea	S	Seasonal trim, train structure	Bi-annually
1004	Palo Brea	S	Seasonal trim, train structure	Bi-annually
1005	Palo Brea	M	Seasonal Trim, keep clear for traffic	Bi-annually
1006	Sisso	L	Seasonal trim, maintain for building signage	Bi-annually
1007	Sisso	L	Seasonal trim, maintain for building signage	Bi-annually
1008	Sisso	L	Seasonal trim, maintain for building signage	Bi-annually
1009	Sisso	L	Seasonal trim, maintain for building signage	Bi-annually
1010	Mesquite	M	Seasonal trim	Bi-annually
1011	Mesquite	L	Seasonal trim	Bi-annually
1012	Mesquite	L	Seasonal trim	Bi-annually
1013	Mesquite	L	Seasonal trim	Bi-annually
1014	Pine	M	Light trimming, watch for stress	Annually
1015	Pine	M	Light trimming, watch for stress	Annually
1016	Pine	M	Light trimming, watch for stress	Annually

LANDTECH

480-249-3555

info@LandTechNetwork.com

TREES - STAGE 2

REDUCE spending by analyzing & modifying the current landscape budget to best accommodate your individual goals & priorities





Build plan to remove dangerous and unsightly trees to improve safety, clearance, visibility, and aesthetic appeal. Remove crowded, dwarfed, or competing trees to ensure there is proper space to reach a healthy, mature size.




ROCK RECOMMENDATIONS

Rock and mulch is an asset that slowly diminishes over time. If not planned for, this can be an unexpected large expense. Plan to phase rock replenishment on a scheduled basis, before it becomes an urgent issue.

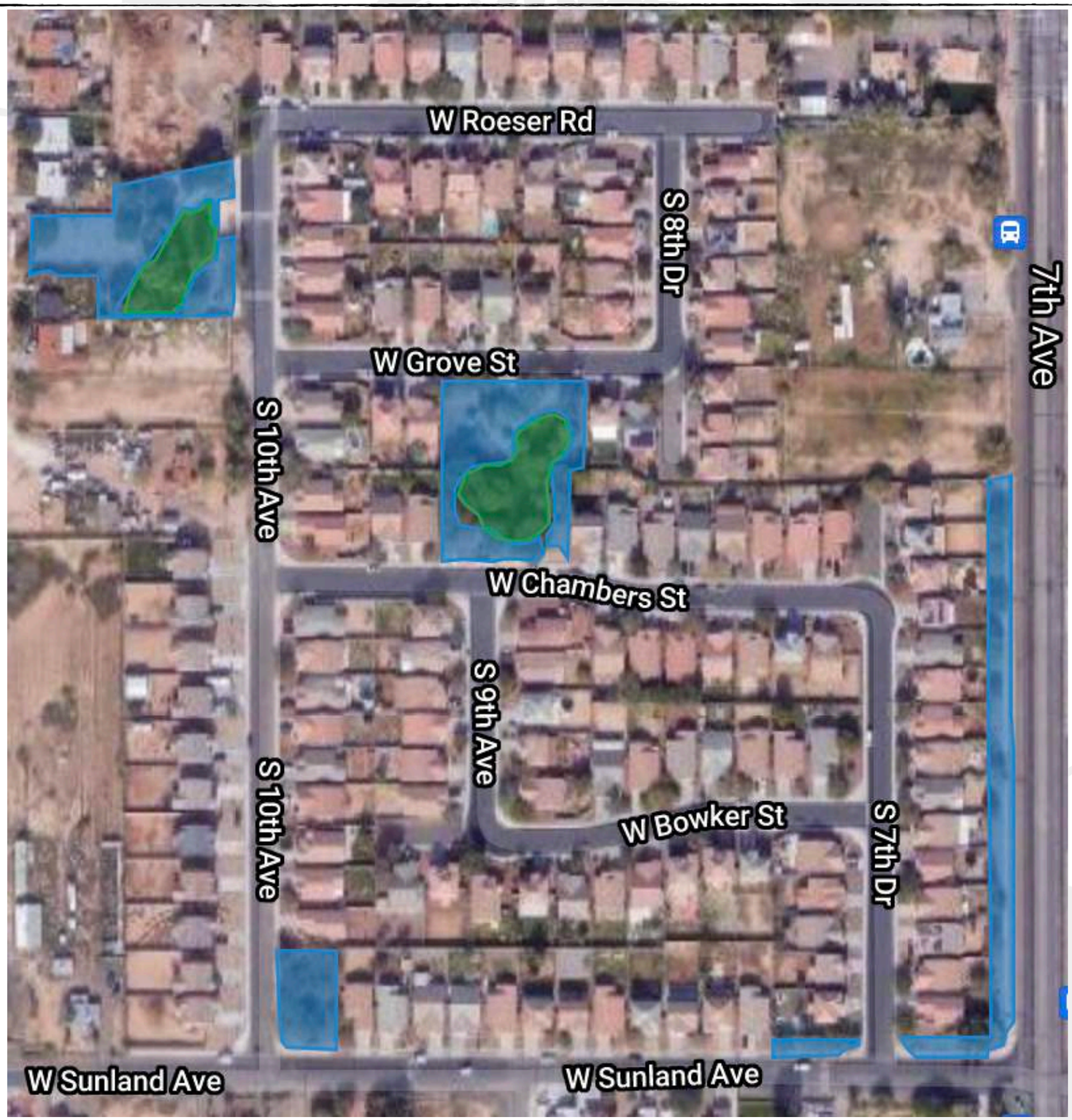

ROCK RECOMMENDATIONS

Rock and mulch is an asset that slowly diminishes over time. If not planned for, this can be an unexpected large expense. Plan to phase rock replenishment on a scheduled basis, before it becomes an urgent issue.

Maintain granite areas to a fresh and neat appearance with proper blowing and raking techniques, and chemical weed control. Build plans to address erosion and drainage issues, and potential trip hazards of granite and curbing throughout the property. Build plans to replenish areas where the rock is sparse to improve uniformity and aesthetics and control drainage.



ROCK RECOMMENDATIONS

Rock and mulch is an asset that slowly diminishes over time. If not planned for, this can be an unexpected large expense. Plan to phase rock replenishment on a scheduled basis, before it becomes an urgent issue.

Maintain granite areas to a fresh and neat appearance with proper blowing and raking techniques, and chemical weed control. Build plans to address erosion and drainage issues, and potential trip hazards of granite and curbing throughout the property. Build plans to replenish areas where the rock is sparse to improve uniformity and aesthetics and control drainage.

ROCK RECOMMENDATIONS

Rock and mulch is an asset that slowly diminishes over time. If not planned for, this can be an unexpected large expense. Plan to phase rock replenishment on a scheduled basis, before it becomes an urgent issue.

Maintain granite areas to a fresh and neat appearance with proper blowing and raking techniques, and chemical weed control. Build plans to address erosion and drainage issues, and potential trip hazards of granite and curbing throughout the property. Build plans to replenish areas where the rock is sparse to improve uniformity and aesthetics and control drainage.

AMENITIES

IMPROVE maintenance techniques by utilizing knowledge and experience to maximize aesthetics while minimizing your resources

Maintain common area amenities including trash cans, dog stations, and tot lots. Dispose of refuse and refill receptacles as needed. Ensure grounds and landscape around playground areas are clean and raked/blown.

THANK YOU